



Project _____
 Item No. _____
 Quantity _____

CT302
 Countertop
 Electric Deck Oven

CT COUNTERTOP
SERIES

Model(s) Available

- CT302 - two compartment, four deck oven



Construction

- Stainless steel front, top and sides
- Aluminized steel back and bottom
- Safe door operation - stainless steel handles are raised 3.5" from the surface of the door
- 1.75" insulated doors - 15% thicker than the competition
- High-temperature mineral fiber sheet insulation on top, back, sides and bottom
- Aluminized steel baking compartment liner

Operation

- 6 tubular type heaters (208 or 240 VAC) 7500 total watts
- Thermostat actuated contactor heater control
- Easy to use, high efficiency controls with timer. Located on the side, our controls will not overheat.
- 3.75" (95mm) deck heights - more room between decks than the competition

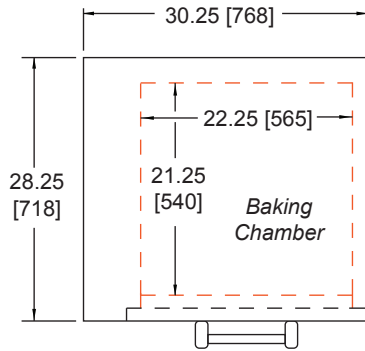
Standard Features

- Temperature range of 150° to 550°F
- .625" thick Quick Heat Technology™ baking stones for crispy crusts
- Eighteen months parts and one year labor warranty
- 4" legs with adjustable sanitary feet
- Individual adjustable venting system per deck
- Fan cooled controls
- 6-50 NEMA cord and plug (1 phase ovens only)

Options & Accessories

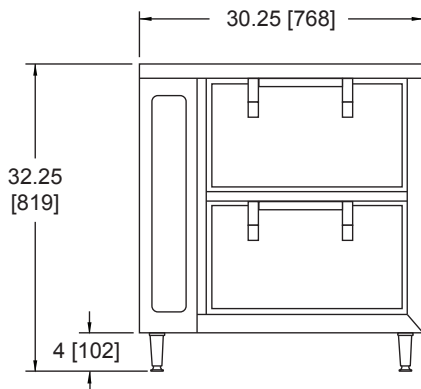
- Deck cleaning brush (at additional charge)
- 50 Hz Export voltages

SHORT FORM SPECIFICATIONS: Provide Marsal CT302 countertop electric deck oven. Unit shall have two doors, with 1.75" thick insulation and stainless steel handles raised 3.5" from the door surface. Oven insulation shall be 1" high-temperature mineral fiber sheet insulation on top, back, sides and bottom. Unit shall operate with 3 tubular type heaters with a thermostat actuated contactor heater control. High efficiency oven controls include one hour timer. Unit shall have four deck cooking surfaces, each shall be .625" thick Quick Heat Technology stone with 3.75" space between decks. Provide with eighteen month oven parts and one year labor warranty. Provide with options and accessories as indicated

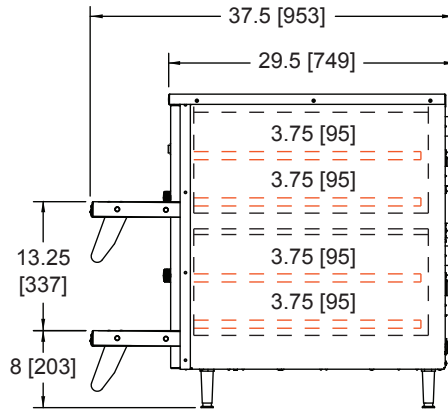


TOP VIEW

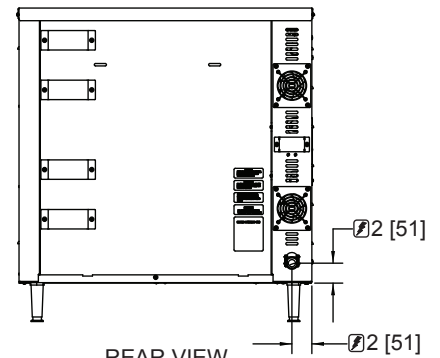
DIMENSIONS ARE IN INCHES [MM]



FRONT VIEW



SIDE VIEW



REAR VIEW

Specifications

2" clearance required on sides and back

Exterior Dimensions	30.25" W x 28.25" D x 32.25" H on legs (768 x 718 x 819 mm)
Cooking Deck Dimensions	21" W x 21" D x .625" H (533 x 533 x 16 mm)
Number of Doors	2
Number of Cooking Decks	4
Height Between Decks	3.75" (95mm)
Shipping Weight	409 lbs (186 kg)

Electrical Specifications

Voltage	Phase	Hz	Amps	KW
208	1*	60	36	3.75
	3	60	21	
220	1*	60	34	3.75
	3	60	20	
240	1*	60	32	3.75
	3	60	18	

Voltage	Phase	Hz	Wire	KW
230	1	50	2 wire	3.75
380	3	50	4 wire	3.75
400	3	50	4 wire	3.75
415	3	50	4 wire	3.75

* 1 phase ovens ship with electrical cords

All designs and specifications presented in this document are subject to change without notice due to constant innovation.